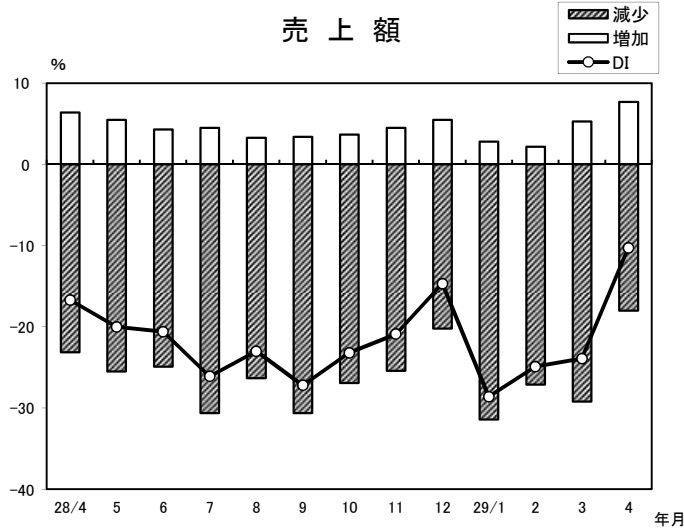
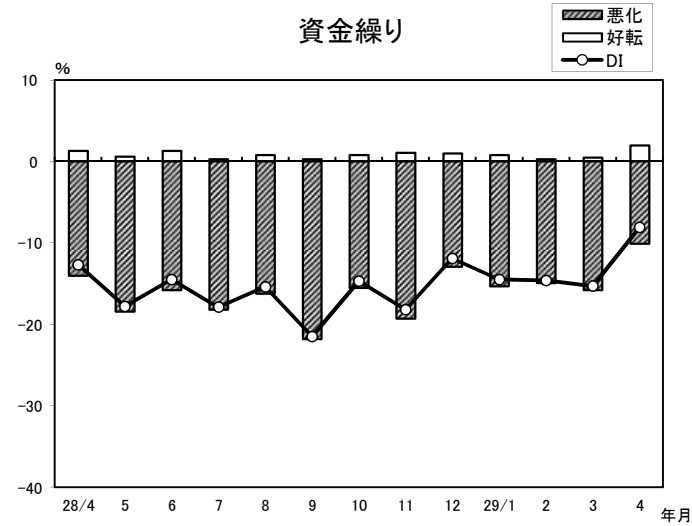


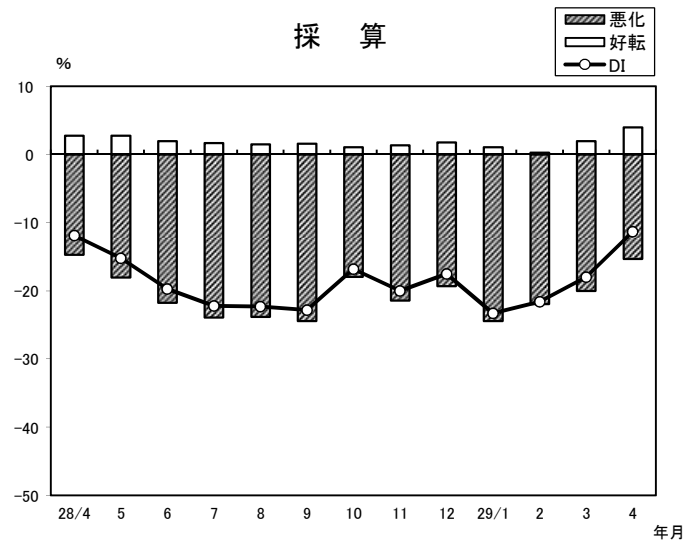
## サービス業【クリーニング】（前年同月比）



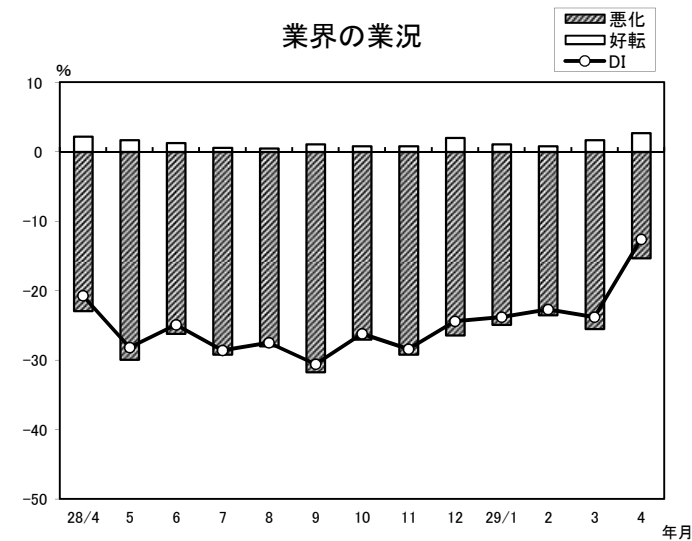
年/月	増加	減少	DI
28/4	6.4	-23.1	-16.7
5	5.5	-25.5	-20.0
6	4.3	-24.9	-20.6
7	4.5	-30.6	-26.1
8	3.3	-26.3	-23.0
9	3.4	-30.6	-27.2
10	3.7	-26.9	-23.2
11	4.5	-25.4	-20.9
12	5.5	-20.2	-14.7
29/1	2.8	-31.4	-28.6
2	2.2	-27.1	-24.9
3	5.3	-29.2	-23.9
4	7.7	-18.0	-10.3



年/月	好転	悪化	DI
28/4	1.3	-14.0	-12.7
5	0.6	-18.4	-17.8
6	1.3	-15.8	-14.5
7	0.3	-18.2	-17.9
8	0.8	-16.2	-15.4
9	0.3	-21.8	-21.5
10	0.8	-15.5	-14.7
11	1.1	-19.3	-18.2
12	1.0	-12.9	-11.9
29/1	0.8	-15.3	-14.5
2	0.3	-14.9	-14.6
3	0.5	-15.8	-15.3
4	2.0	-10.1	-8.1



年/月	好転	悪化	DI
28/4	2.8	-14.7	-11.9
5	2.8	-18.0	-15.2
6	2.0	-21.7	-19.7
7	1.7	-23.9	-22.2
8	1.5	-23.8	-22.3
9	1.6	-24.4	-22.8
10	1.1	-17.9	-16.8
11	1.4	-21.4	-20.0
12	1.8	-19.3	-17.5
29/1	1.1	-24.4	-23.3
2	0.3	-21.9	-21.6
3	2.0	-20.0	-18.0
4	4.0	-15.3	-11.3



年/月	好転	悪化	DI
28/4	2.2	-22.9	-20.7
5	1.7	-29.9	-28.2
6	1.3	-26.2	-24.9
7	0.6	-29.2	-28.6
8	0.5	-28.0	-27.5
9	1.1	-31.7	-30.6
10	0.8	-27.0	-26.2
11	0.8	-29.2	-28.4
12	2.0	-26.4	-24.4
29/1	1.1	-24.9	-23.8
2	0.8	-23.5	-22.7
3	1.7	-25.5	-23.8
4	2.7	-15.3	-12.6