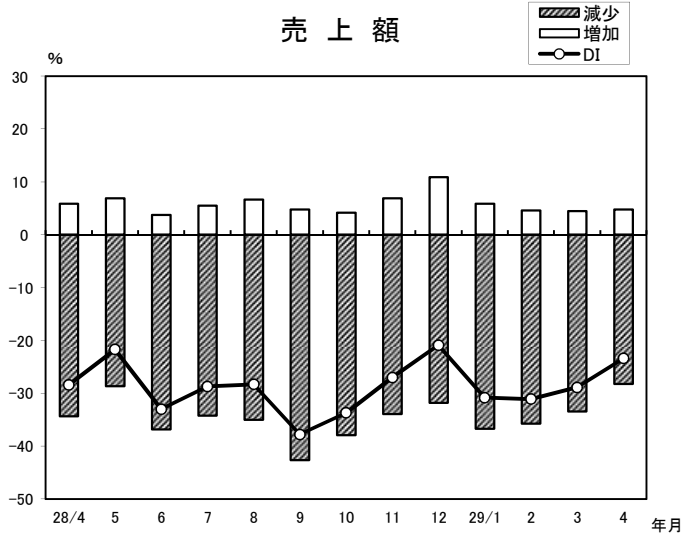
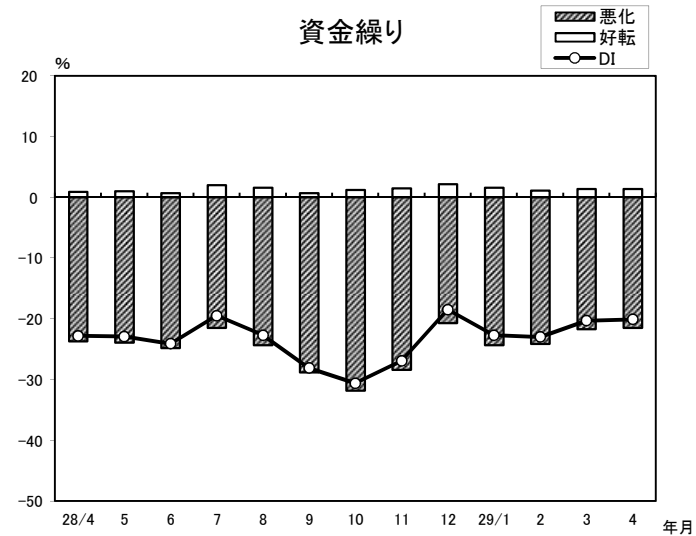


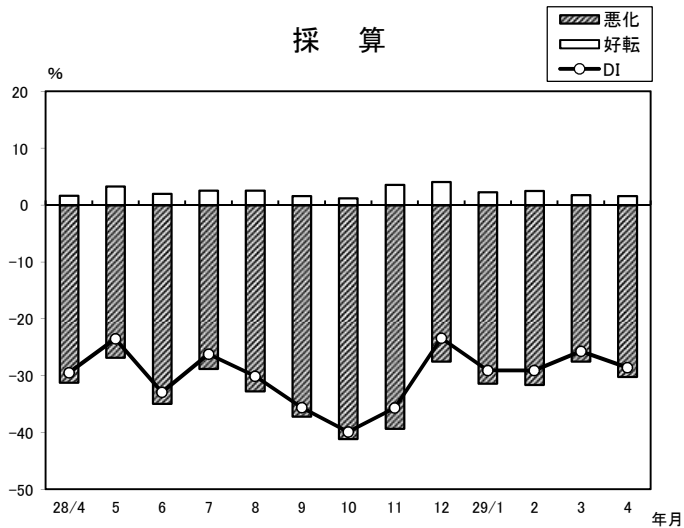
## 小 売 業 【食料品】（前年同月比）



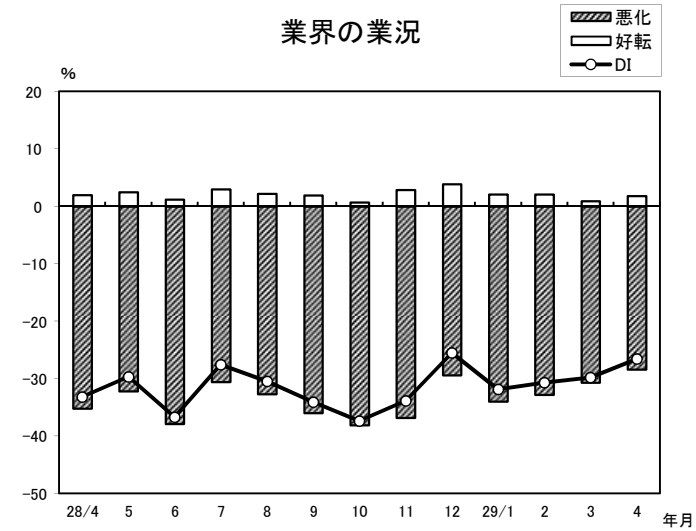
年/月	増加	減少	DI
28/4	5.9	-34.3	-28.4
5	6.9	-28.6	-21.7
6	3.8	-36.8	-33.0
7	5.5	-34.2	-28.7
8	6.7	-35.0	-28.3
9	4.8	-42.6	-37.8
10	4.2	-37.9	-33.7
11	6.9	-33.9	-27.0
12	10.9	-31.8	-20.9
29/1	5.9	-36.7	-30.8
2	4.6	-35.7	-31.1
3	4.5	-33.4	-28.9
4	4.8	-28.2	-23.4



年/月	好転	悪化	DI
28/4	0.9	-23.7	-22.8
5	1.0	-23.9	-22.9
6	0.7	-24.8	-24.1
7	2.0	-21.5	-19.5
8	1.6	-24.3	-22.7
9	0.7	-28.8	-28.1
10	1.2	-31.8	-30.6
11	1.5	-28.4	-26.9
12	2.2	-20.7	-18.5
29/1	1.6	-24.3	-22.7
2	1.1	-24.1	-23.0
3	1.4	-21.7	-20.3
4	1.4	-21.5	-20.1



年/月	好転	悪化	DI
28/4	1.7	-31.2	-29.5
5	3.3	-26.8	-23.5
6	2.0	-34.9	-32.9
7	2.6	-28.8	-26.2
8	2.6	-32.7	-30.1
9	1.6	-37.2	-35.6
10	1.2	-41.1	-39.9
11	3.6	-39.3	-35.7
12	4.1	-27.5	-23.4
29/1	2.3	-31.4	-29.1
2	2.5	-31.6	-29.1
3	1.8	-27.5	-25.7
4	1.6	-30.2	-28.6



年/月	好転	悪化	DI
28/4	2.0	-35.2	-33.2
5	2.5	-32.2	-29.7
6	1.2	-37.9	-36.7
7	3.0	-30.6	-27.6
8	2.2	-32.7	-30.5
9	1.9	-36.0	-34.1
10	0.7	-38.1	-37.4
11	2.9	-36.8	-33.9
12	3.9	-29.4	-25.5
29/1	2.1	-34.0	-31.9
2	2.1	-32.8	-30.7
3	0.9	-30.7	-29.8
4	1.8	-28.4	-26.6