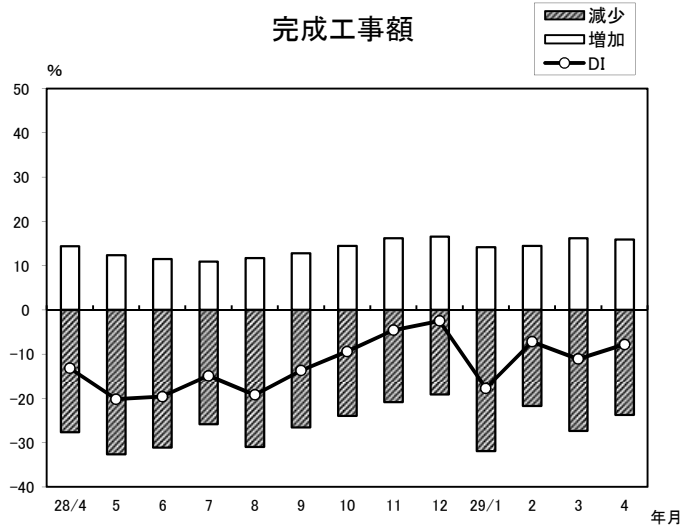


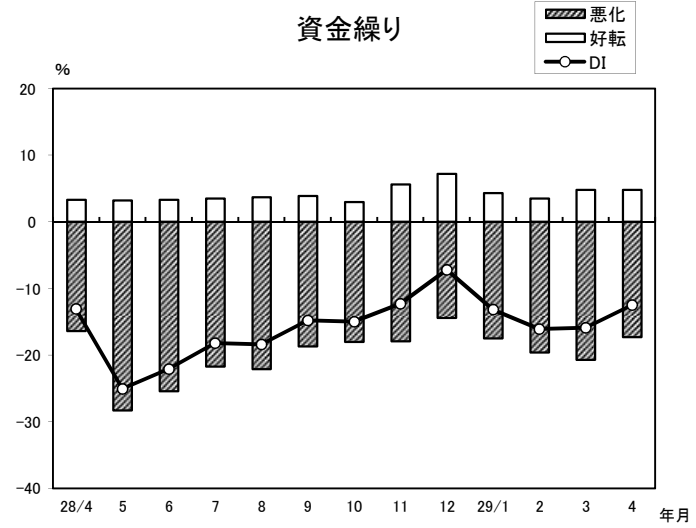
建設業(前年同月比)

完成工事額



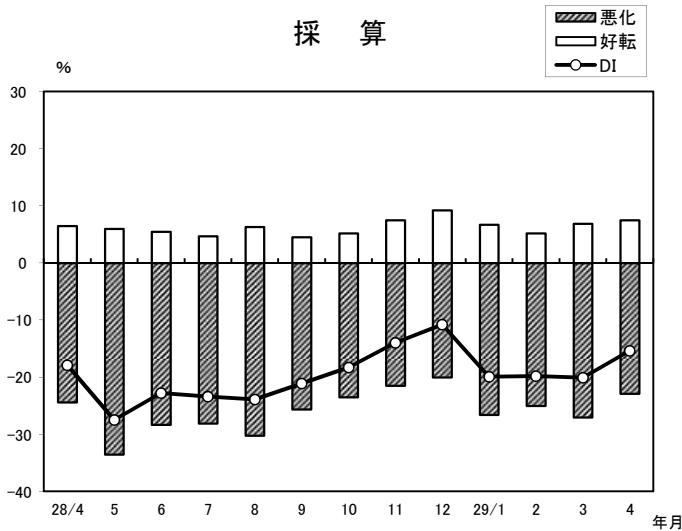
年/月	増加	減少	DI
28/4	14.4	-27.6	-13.2
5	12.4	-32.6	-20.2
6	11.5	-31.1	-19.6
7	10.9	-25.8	-14.9
8	11.7	-30.9	-19.2
9	12.8	-26.5	-13.7
10	14.5	-23.9	-9.4
11	16.2	-20.8	-4.6
12	16.6	-19.1	-2.5
29/1	14.2	-31.9	-17.7
2	14.5	-21.7	-7.2
3	16.2	-27.3	-11.1
4	15.9	-23.7	-7.8

資金繰り



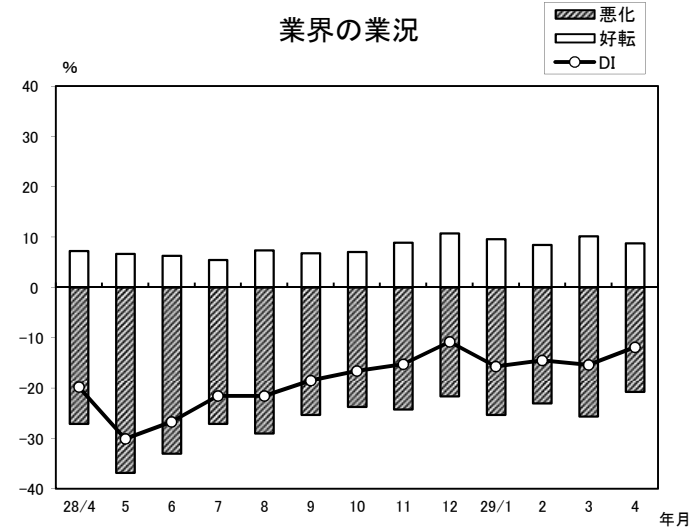
年/月	好転	悪化	DI
28/4	3.3	-16.4	-13.1
5	3.2	-28.3	-25.1
6	3.3	-25.4	-22.1
7	3.5	-21.7	-18.2
8	3.7	-22.1	-18.4
9	3.9	-18.7	-14.8
10	3.0	-18.0	-15.0
11	5.6	-17.9	-12.3
12	7.2	-14.4	-7.2
29/1	4.3	-17.5	-13.2
2	3.5	-19.6	-16.1
3	4.8	-20.7	-15.9
4	4.8	-17.3	-12.5

採算



年/月	好転	悪化	DI
28/4	6.5	-24.4	-17.9
5	6.0	-33.5	-27.5
6	5.5	-28.3	-22.8
7	4.7	-28.1	-23.4
8	6.3	-30.2	-23.9
9	4.5	-25.6	-21.1
10	5.2	-23.5	-18.3
11	7.5	-21.5	-14.0
12	9.2	-20.0	-10.8
29/1	6.7	-26.6	-19.9
2	5.2	-25.0	-19.8
3	6.9	-27.0	-20.1
4	7.5	-22.9	-15.4

業界の業況



年/月	好転	悪化	DI
28/4	7.3	-27.1	-19.8
5	6.7	-36.8	-30.1
6	6.3	-33.0	-26.7
7	5.5	-27.1	-21.6
8	7.4	-29.0	-21.6
9	6.8	-25.3	-18.5
10	7.1	-23.7	-16.6
11	8.9	-24.2	-15.3
12	10.8	-21.6	-10.8
29/1	9.6	-25.3	-15.7
2	8.5	-23.0	-14.5
3	10.2	-25.6	-15.4
4	8.8	-20.7	-11.9