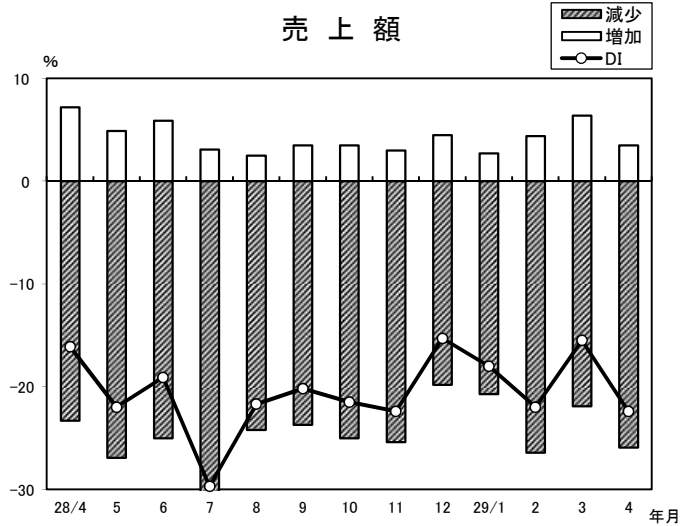


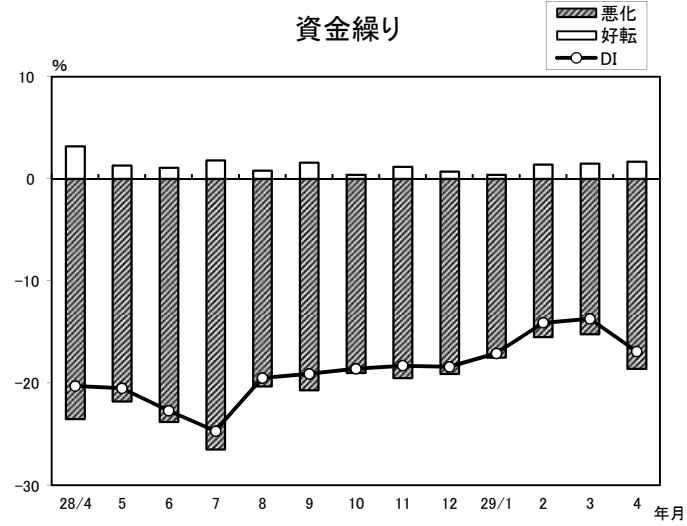
製 造 業【繊維】（前年同月比）

売 上 額



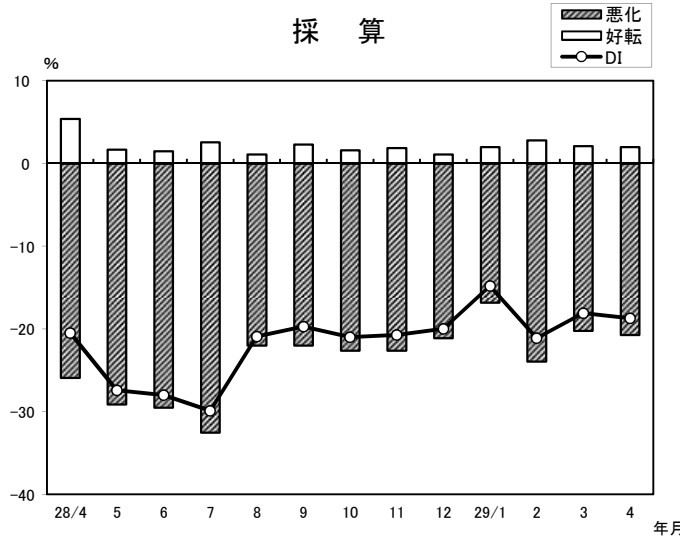
年/月	増加	減少	DI
28/4	7.2	-23.3	-16.1
5	4.9	-26.9	-22.0
6	5.9	-25.0	-19.1
7	3.1	-32.8	-29.7
8	2.5	-24.2	-21.7
9	3.5	-23.7	-20.2
10	3.5	-25.0	-21.5
11	3.0	-25.4	-22.4
12	4.5	-19.8	-15.3
29/1	2.7	-20.7	-18.0
2	4.4	-26.4	-22.0
3	6.4	-21.9	-15.5
4	3.5	-25.9	-22.4

資 金 繰 り



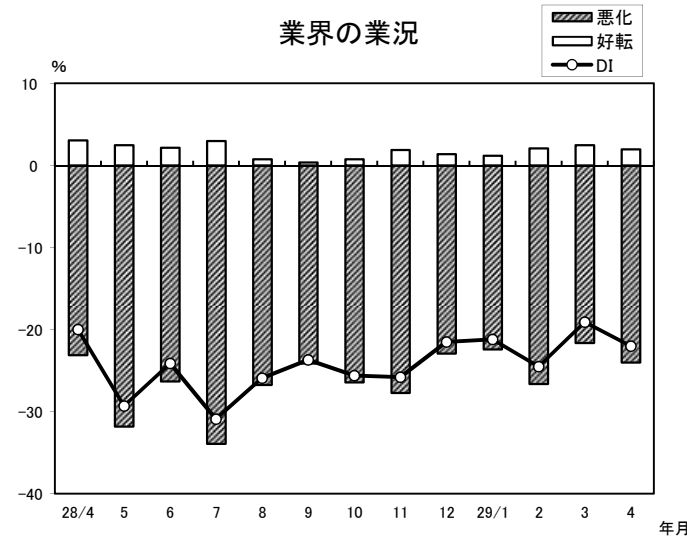
年/月	好転	悪化	DI
28/4	3.2	-23.5	-20.3
5	1.3	-21.8	-20.5
6	1.1	-23.8	-22.7
7	1.8	-26.5	-24.7
8	0.8	-20.3	-19.5
9	1.6	-20.7	-19.1
10	0.4	-19.0	-18.6
11	1.2	-19.5	-18.3
12	0.7	-19.1	-18.4
29/1	0.4	-17.5	-17.1
2	1.4	-15.5	-14.1
3	1.5	-15.2	-13.7
4	1.7	-18.6	-16.9

採 算



年/月	好転	悪化	DI
28/4	5.4	-25.9	-20.5
5	1.7	-29.1	-27.4
6	1.5	-29.5	-28.0
7	2.6	-32.5	-29.9
8	1.1	-22.0	-20.9
9	2.3	-22.0	-19.7
10	1.6	-22.6	-21.0
11	1.9	-22.6	-20.7
12	1.1	-21.1	-20.0
29/1	2.0	-16.8	-14.8
2	2.8	-23.9	-21.1
3	2.1	-20.2	-18.1
4	2.0	-20.7	-18.7

業 界 の 業 況



年/月	好転	悪化	DI
28/4	3.1	-23.1	-20.0
5	2.5	-31.8	-29.3
6	2.2	-26.3	-24.1
7	3.0	-33.9	-30.9
8	0.8	-26.7	-25.9
9	0.4	-24.1	-23.7
10	0.8	-26.4	-25.6
11	1.9	-27.7	-25.8
12	1.4	-22.9	-21.5
29/1	1.2	-22.4	-21.2
2	2.1	-26.6	-24.5
3	2.5	-21.6	-19.1
4	2.0	-24.0	-22.0