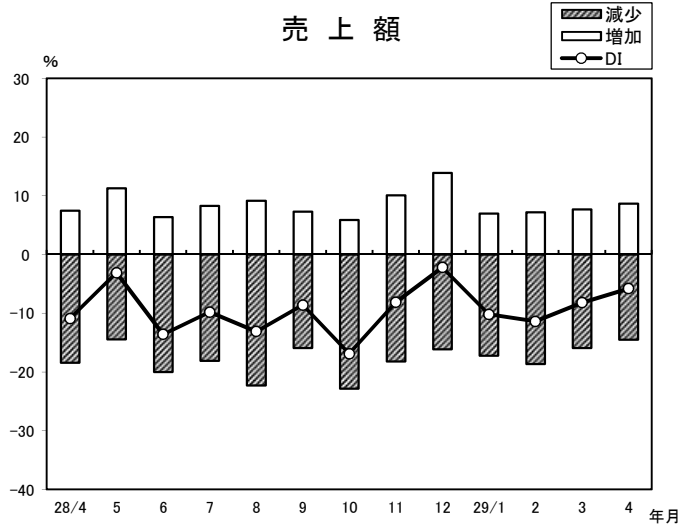
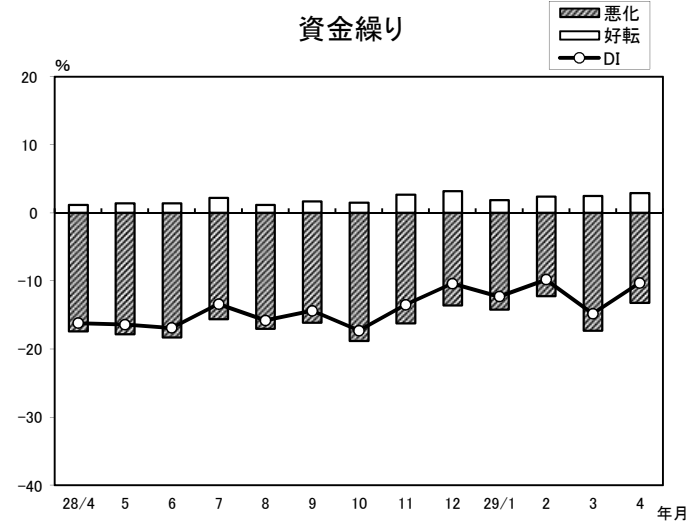


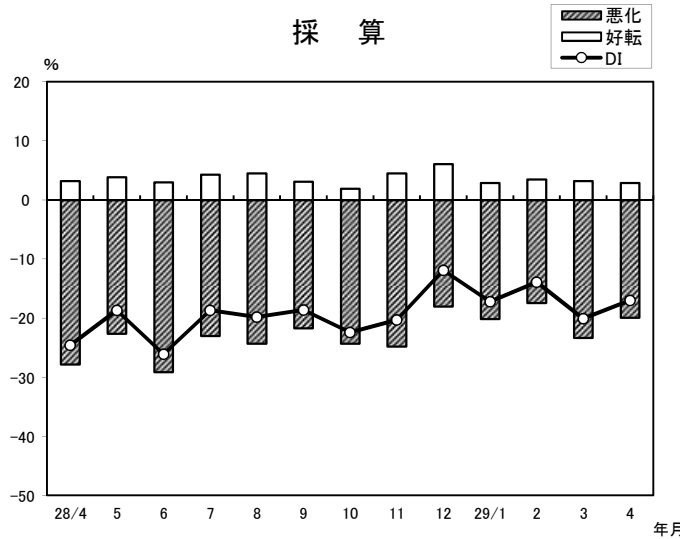
製 造 業【食料品】（前年同月比）



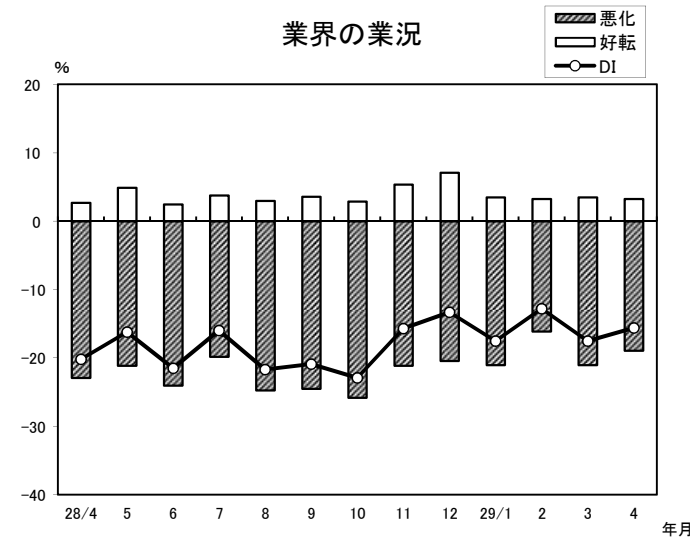
年/月	増加	減少	DI
28/4	7.5	-18.4	-10.9
5	11.3	-14.4	-3.1
6	6.4	-20.0	-13.6
7	8.3	-18.1	-9.8
8	9.2	-22.3	-13.1
9	7.3	-15.9	-8.6
10	5.9	-22.8	-16.9
11	10.1	-18.2	-8.1
12	13.9	-16.1	-2.2
29/1	7.0	-17.2	-10.2
2	7.2	-18.6	-11.4
3	7.7	-15.9	-8.2
4	8.7	-14.5	-5.8



年/月	好転	悪化	DI
28/4	1.2	-17.4	-16.2
5	1.4	-17.8	-16.4
6	1.4	-18.3	-16.9
7	2.2	-15.6	-13.4
8	1.2	-17.0	-15.8
9	1.7	-16.1	-14.4
10	1.5	-18.8	-17.3
11	2.7	-16.2	-13.5
12	3.2	-13.6	-10.4
29/1	1.9	-14.2	-12.3
2	2.4	-12.2	-9.8
3	2.5	-17.3	-14.8
4	2.9	-13.2	-10.3



年/月	好転	悪化	DI
28/4	3.2	-27.8	-24.6
5	3.9	-22.6	-18.7
6	3.0	-29.1	-26.1
7	4.3	-23.0	-18.7
8	4.5	-24.3	-19.8
9	3.1	-21.7	-18.6
10	1.9	-24.3	-22.4
11	4.5	-24.8	-20.3
12	6.1	-18.0	-11.9
29/1	2.9	-20.1	-17.2
2	3.5	-17.4	-13.9
3	3.2	-23.3	-20.1
4	2.9	-19.9	-17.0



年/月	好転	悪化	DI
28/4	2.7	-22.9	-20.2
5	4.9	-21.1	-16.2
6	2.5	-24.0	-21.5
7	3.8	-19.8	-16.0
8	3.0	-24.7	-21.7
9	3.6	-24.5	-20.9
10	2.9	-25.8	-22.9
11	5.4	-21.1	-15.7
12	7.1	-20.4	-13.3
29/1	3.5	-21.0	-17.5
2	3.3	-16.1	-12.8
3	3.5	-21.0	-17.5
4	3.3	-18.9	-15.6