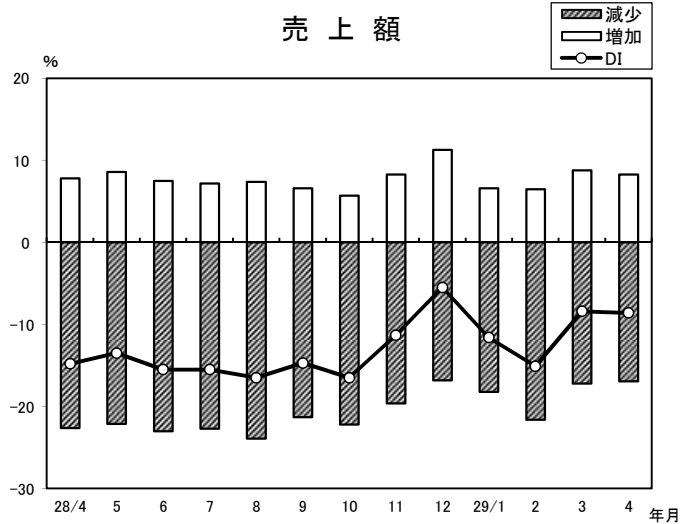


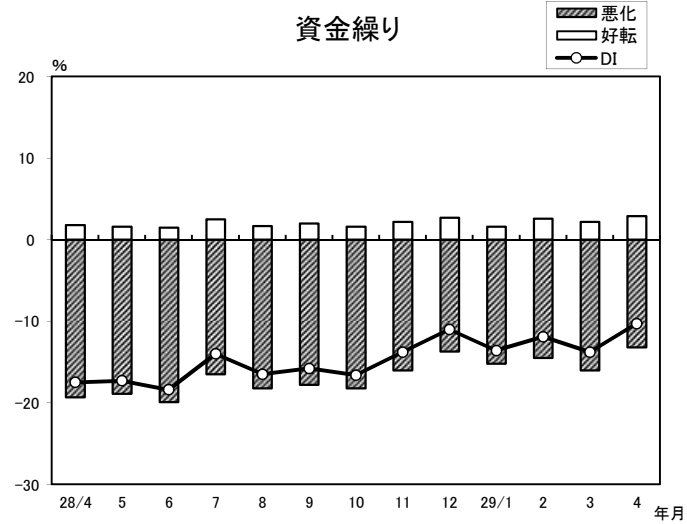
# 製 造 業(前年同月比)

## 売 上 額



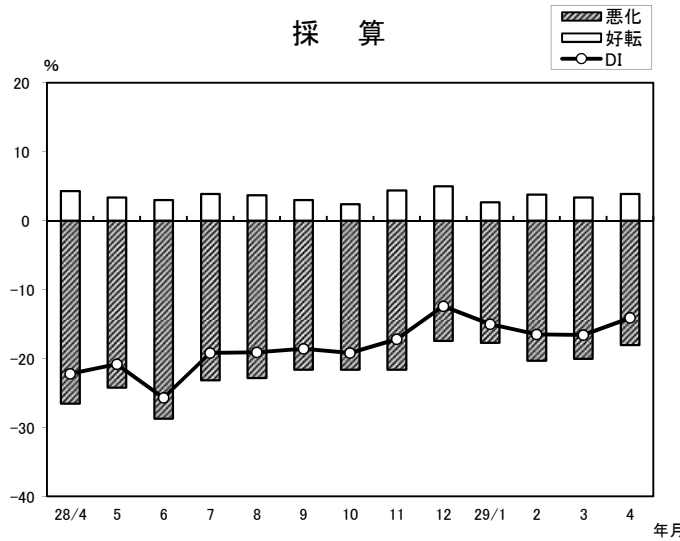
年/月	増加	減少	DI
28/4	7.8	-22.6	-14.8
5	8.6	-22.1	-13.5
6	7.5	-23.0	-15.5
7	7.2	-22.7	-15.5
8	7.4	-23.9	-16.5
9	6.6	-21.3	-14.7
10	5.7	-22.2	-16.5
11	8.3	-19.6	-11.3
12	11.3	-16.8	-5.5
29/1	6.6	-18.2	-11.6
2	6.5	-21.6	-15.1
3	8.8	-17.2	-8.4
4	8.3	-16.9	-8.6

## 資 金 繰 り



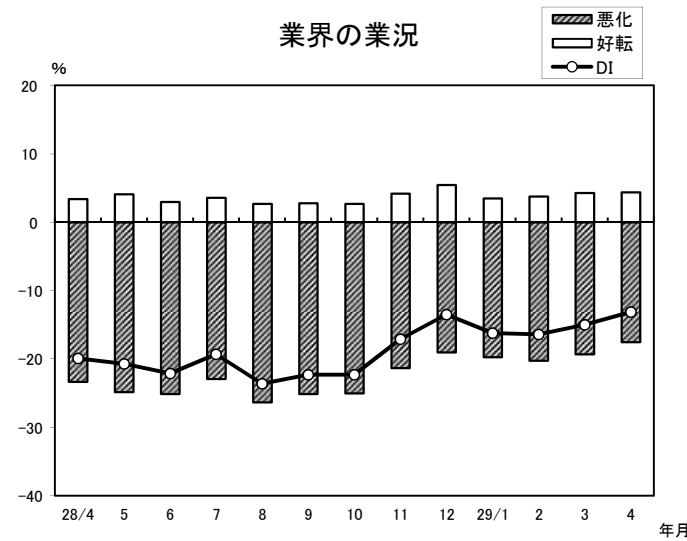
年/月	好転	悪化	DI
28/4	1.8	-19.3	-17.5
5	1.6	-18.9	-17.3
6	1.5	-19.9	-18.4
7	2.5	-16.5	-14.0
8	1.7	-18.2	-16.5
9	2.0	-17.8	-15.8
10	1.6	-18.2	-16.6
11	2.2	-16.0	-13.8
12	2.7	-13.7	-11.0
29/1	1.6	-15.2	-13.6
2	2.6	-14.5	-11.9
3	2.2	-16.0	-13.8
4	2.9	-13.2	-10.3

## 採 算



年/月	好転	悪化	DI
28/4	4.3	-26.5	-22.2
5	3.4	-24.2	-20.8
6	3.0	-28.7	-25.7
7	3.9	-23.1	-19.2
8	3.7	-22.8	-19.1
9	3.0	-21.6	-18.6
10	2.4	-21.6	-19.2
11	4.4	-21.6	-17.2
12	5.0	-17.4	-12.4
29/1	2.7	-17.7	-15.0
2	3.8	-20.3	-16.5
3	3.4	-20.0	-16.6
4	3.9	-18.0	-14.1

## 業 界 の 業 況



年/月	好転	悪化	DI
28/4	3.4	-23.3	-19.9
5	4.1	-24.8	-20.7
6	3.0	-25.1	-22.1
7	3.6	-22.9	-19.3
8	2.7	-26.3	-23.6
9	2.8	-25.1	-22.3
10	2.7	-25.0	-22.3
11	4.2	-21.3	-17.1
12	5.5	-19.0	-13.5
29/1	3.5	-19.7	-16.2
2	3.8	-20.2	-16.4
3	4.3	-19.3	-15.0
4	4.4	-17.5	-13.1