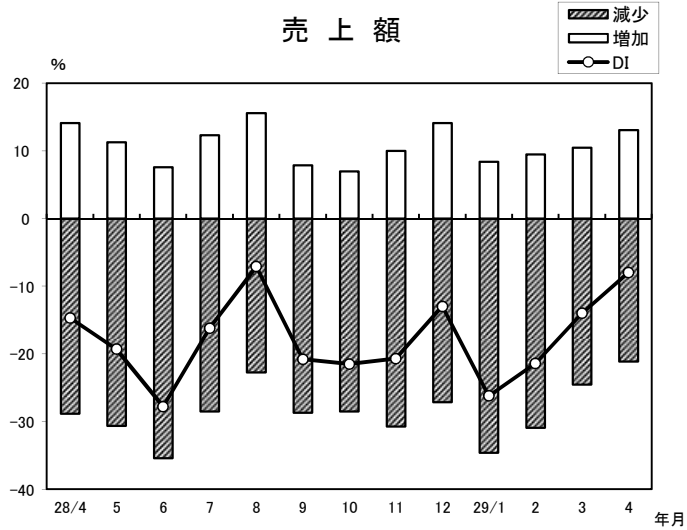
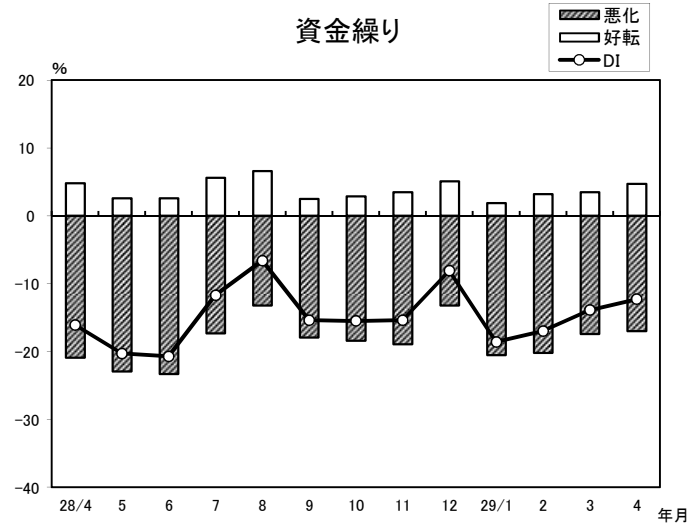


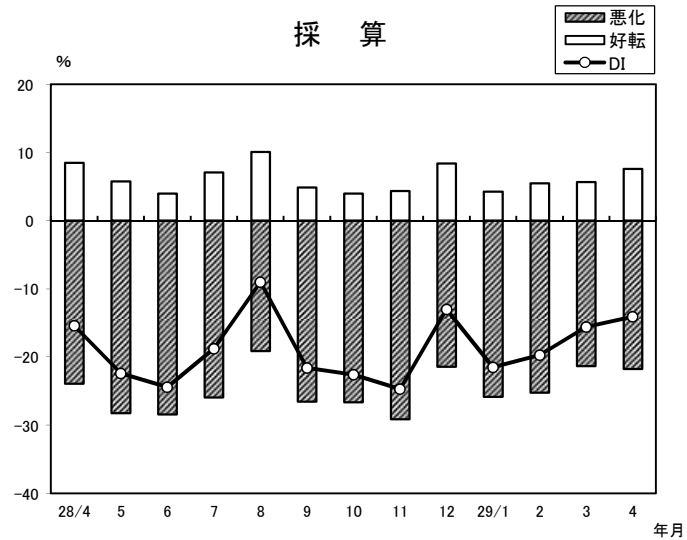
サービス業【旅館】（前年同月比）



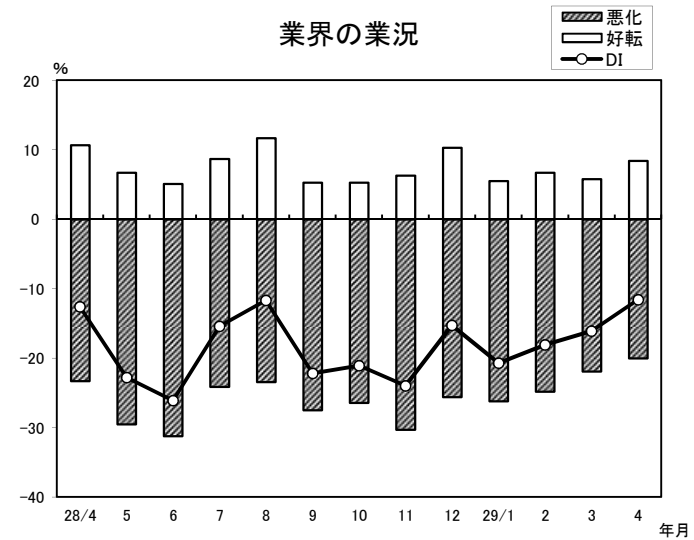
年/月	増加	減少	DI
28/4	14.1	-28.8	-14.7
5	11.3	-30.6	-19.3
6	7.6	-35.4	-27.8
7	12.3	-28.5	-16.2
8	15.6	-22.7	-7.1
9	7.9	-28.7	-20.8
10	7.0	-28.5	-21.5
11	10.0	-30.7	-20.7
12	14.1	-27.1	-13.0
29/1	8.4	-34.6	-26.2
2	9.5	-30.9	-21.4
3	10.5	-24.5	-14.0
4	13.1	-21.1	-8.0



年/月	好転	悪化	DI
28/4	4.8	-20.9	-16.1
5	2.6	-22.9	-20.3
6	2.6	-23.3	-20.7
7	5.6	-17.3	-11.7
8	6.6	-13.2	-6.6
9	2.5	-17.9	-15.4
10	2.9	-18.4	-15.5
11	3.5	-18.9	-15.4
12	5.1	-13.2	-8.1
29/1	1.9	-20.5	-18.6
2	3.2	-20.2	-17.0
3	3.5	-17.4	-13.9
4	4.7	-17.0	-12.3



年/月	好転	悪化	DI
28/4	8.5	-23.9	-15.4
5	5.8	-28.2	-22.4
6	4.0	-28.4	-24.4
7	7.1	-25.9	-18.8
8	10.1	-19.1	-9.0
9	4.9	-26.5	-21.6
10	4.0	-26.6	-22.6
11	4.4	-29.1	-24.7
12	8.4	-21.4	-13.0
29/1	4.3	-25.8	-21.5
2	5.5	-25.2	-19.7
3	5.7	-21.3	-15.6
4	7.6	-21.7	-14.1



年/月	好転	悪化	DI
28/4	10.7	-23.3	-12.6
5	6.7	-29.5	-22.8
6	5.1	-31.2	-26.1
7	8.7	-24.1	-15.4
8	11.7	-23.4	-11.7
9	5.3	-27.5	-22.2
10	5.3	-26.4	-21.1
11	6.3	-30.3	-24.0
12	10.3	-25.6	-15.3
29/1	5.5	-26.2	-20.7
2	6.7	-24.8	-18.1
3	5.8	-21.9	-16.1
4	8.4	-20.0	-11.6