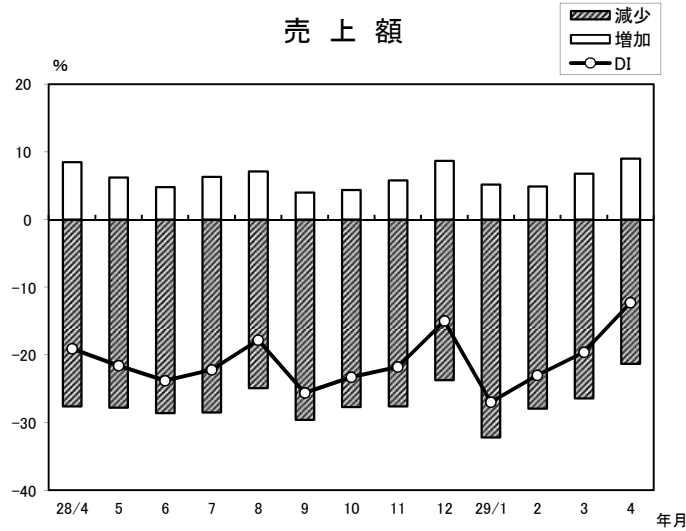


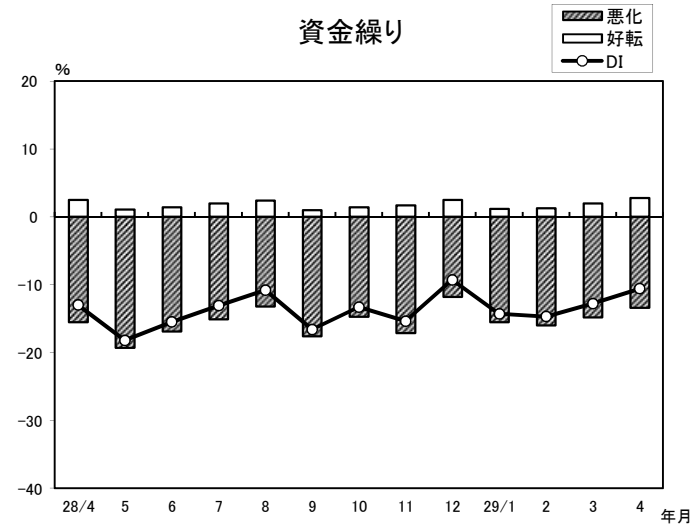
サービス業(前年同月比)

売上額



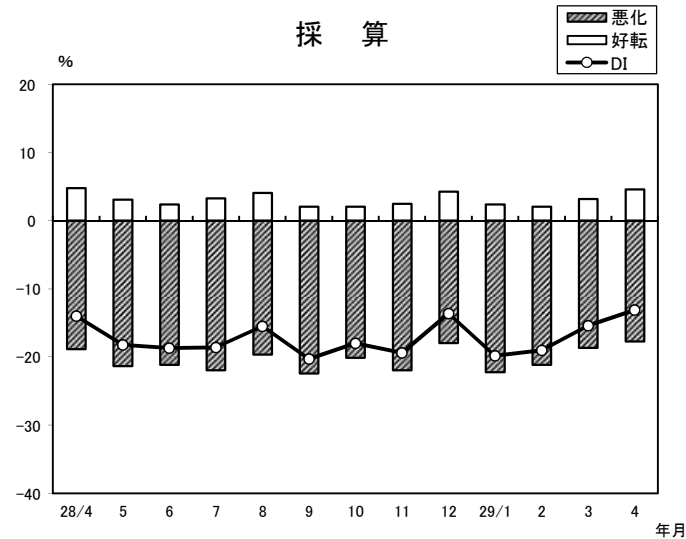
年/月	増加	減少	DI
28/4	8.5	-27.6	-19.1
5	6.2	-27.8	-21.6
6	4.8	-28.6	-23.8
7	6.3	-28.5	-22.2
8	7.1	-24.9	-17.8
9	4.0	-29.6	-25.6
10	4.4	-27.7	-23.3
11	5.8	-27.6	-21.8
12	8.7	-23.7	-15.0
29/1	5.2	-32.2	-27.0
2	4.9	-27.9	-23.0
3	6.8	-26.4	-19.6
4	9.0	-21.3	-12.3

資金繰り



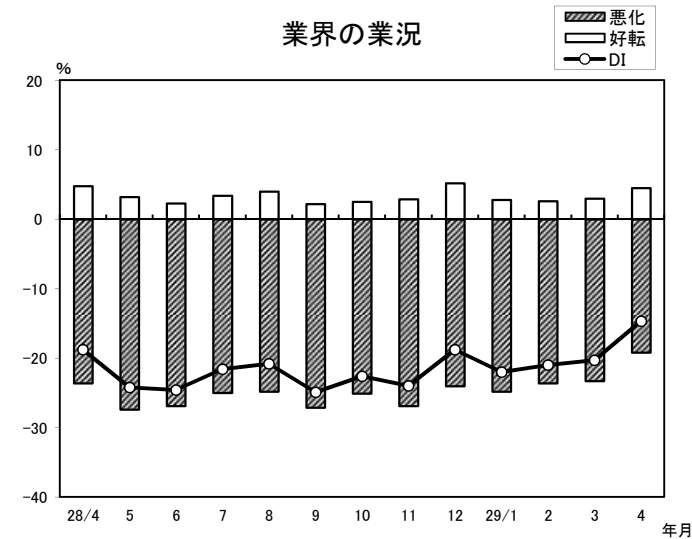
年/月	好転	悪化	DI
28/4	2.5	-15.5	-13.0
5	1.1	-19.3	-18.2
6	1.4	-16.9	-15.5
7	2.0	-15.1	-13.1
8	2.4	-13.2	-10.8
9	1.0	-17.6	-16.6
10	1.4	-14.7	-13.3
11	1.7	-17.1	-15.4
12	2.5	-11.8	-9.3
29/1	1.2	-15.5	-14.3
2	1.3	-16.0	-14.7
3	2.0	-14.8	-12.8
4	2.8	-13.4	-10.6

採算



年/月	好転	悪化	DI
28/4	4.8	-18.8	-14.0
5	3.1	-21.3	-18.2
6	2.4	-21.1	-18.7
7	3.3	-21.9	-18.6
8	4.1	-19.6	-15.5
9	2.1	-22.4	-20.3
10	2.1	-20.1	-18.0
11	2.5	-21.9	-19.4
12	4.3	-17.9	-13.6
29/1	2.4	-22.2	-19.8
2	2.1	-21.1	-19.0
3	3.2	-18.6	-15.4
4	4.6	-17.7	-13.1

業界の業況



年/月	好転	悪化	DI
28/4	4.8	-23.6	-18.8
5	3.2	-27.4	-24.2
6	2.3	-26.9	-24.6
7	3.4	-25.0	-21.6
8	4.0	-24.8	-20.8
9	2.2	-27.1	-24.9
10	2.5	-25.1	-22.6
11	2.9	-26.9	-24.0
12	5.2	-24.0	-18.8
29/1	2.8	-24.8	-22.0
2	2.6	-23.6	-21.0
3	3.0	-23.3	-20.3
4	4.5	-19.2	-14.7