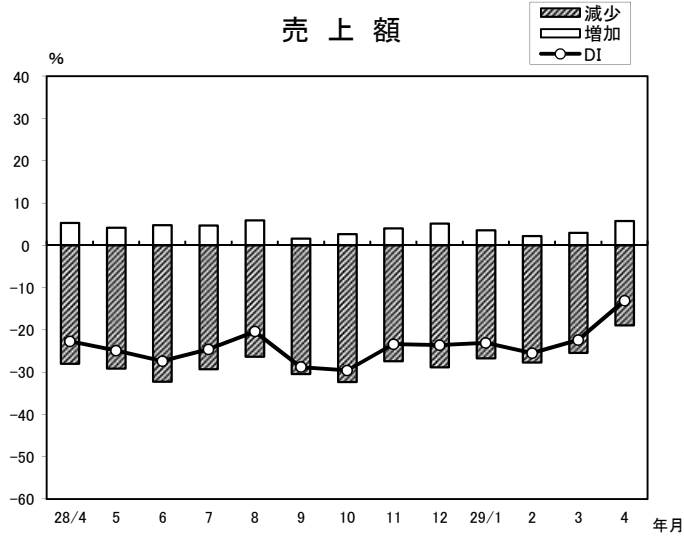
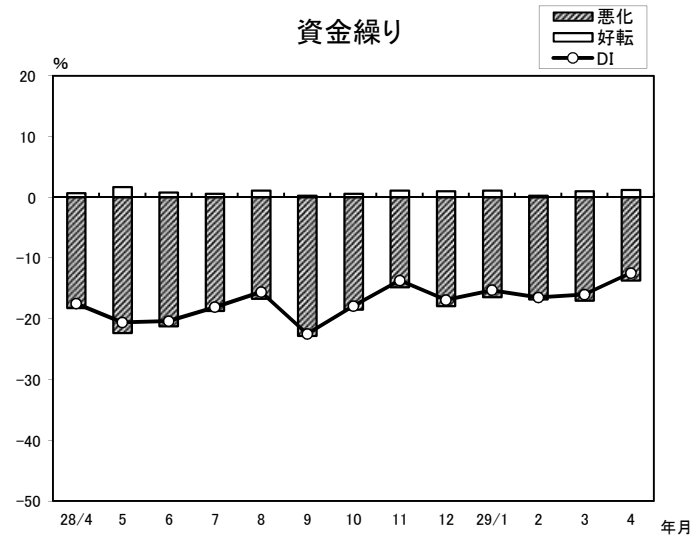


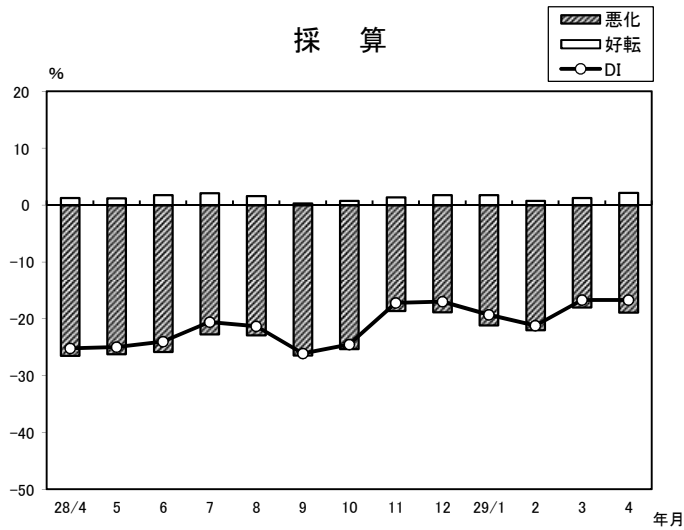
小 売 業 【耐久消費財】（前年同月比）



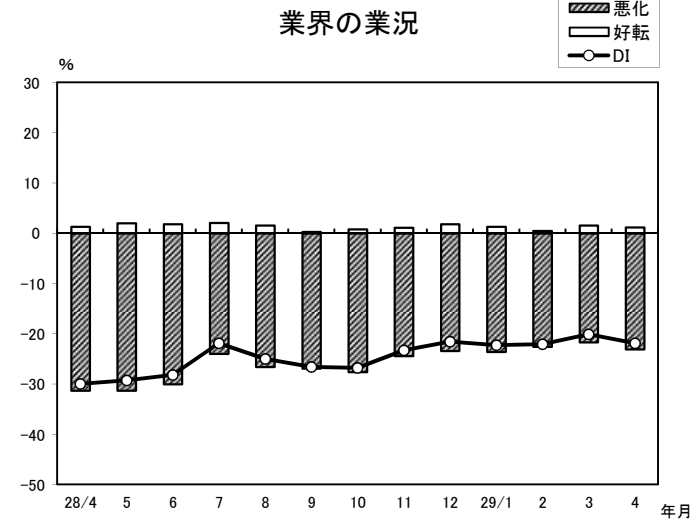
年/月	増加	減少	DI
28/4	5.3	-28.0	-22.7
5	4.2	-29.1	-24.9
6	4.8	-32.2	-27.4
7	4.7	-29.3	-24.6
8	5.9	-26.3	-20.4
9	1.6	-30.4	-28.8
10	2.7	-32.3	-29.6
11	4.0	-27.4	-23.4
12	5.2	-28.8	-23.6
29/1	3.6	-26.7	-23.1
2	2.2	-27.7	-25.5
3	3.0	-25.4	-22.4
4	5.8	-18.9	-13.1



年/月	好転	悪化	DI
28/4	0.7	-18.2	-17.5
5	1.7	-22.3	-20.6
6	0.8	-21.2	-20.4
7	0.6	-18.7	-18.1
8	1.1	-16.7	-15.6
9	0.3	-22.8	-22.5
10	0.6	-18.5	-17.9
11	1.1	-14.8	-13.7
12	1.0	-17.9	-16.9
29/1	1.1	-16.4	-15.3
2	0.3	-16.8	-16.5
3	1.0	-17.0	-16.0
4	1.2	-13.7	-12.5



年/月	好転	悪化	DI
28/4	1.3	-26.5	-25.2
5	1.2	-26.2	-25.0
6	1.8	-25.8	-24.0
7	2.1	-22.7	-20.6
8	1.6	-22.9	-21.3
9	0.3	-26.4	-26.1
10	0.8	-25.3	-24.5
11	1.4	-18.6	-17.2
12	1.8	-18.8	-17.0
29/1	1.8	-21.1	-19.3
2	0.8	-22.0	-21.2
3	1.3	-18.0	-16.7
4	2.2	-18.9	-16.7



年/月	好転	悪化	DI
28/4	1.3	-31.3	-30.0
5	2.0	-31.3	-29.3
6	1.8	-30.0	-28.2
7	2.1	-24.0	-21.9
8	1.6	-26.6	-25.0
9	0.3	-26.9	-26.6
10	0.8	-27.6	-26.8
11	1.1	-24.4	-23.3
12	1.8	-23.4	-21.6
29/1	1.3	-23.6	-22.3
2	0.5	-22.6	-22.1
3	1.6	-21.7	-20.1
4	1.2	-23.1	-21.9