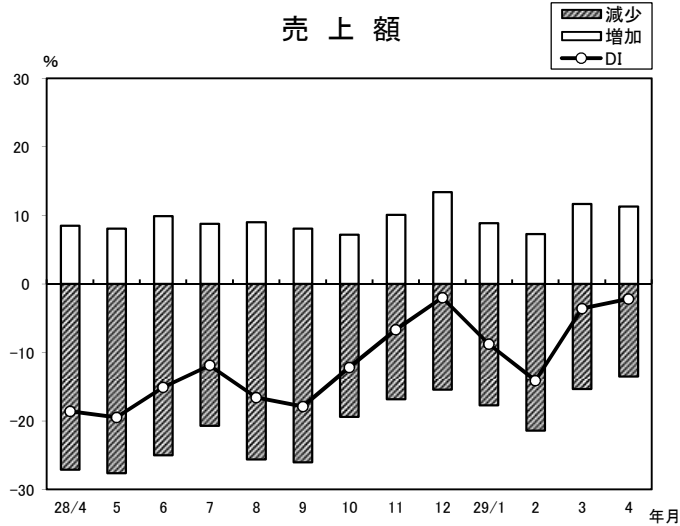
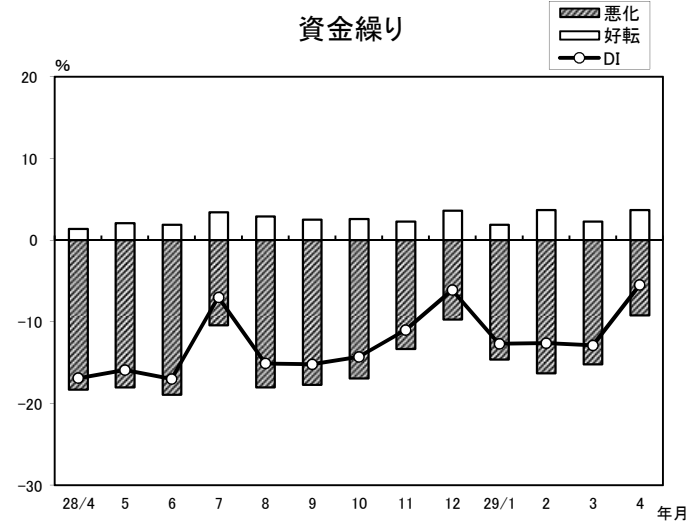


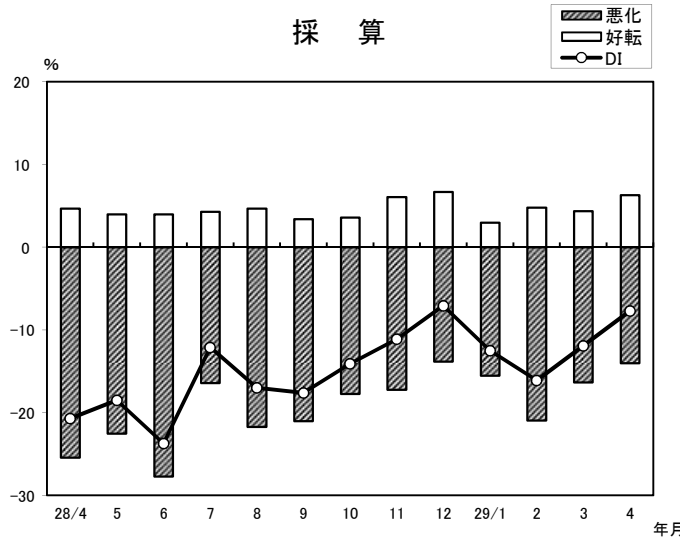
製 造 業【機械・金属】（前年同月比）



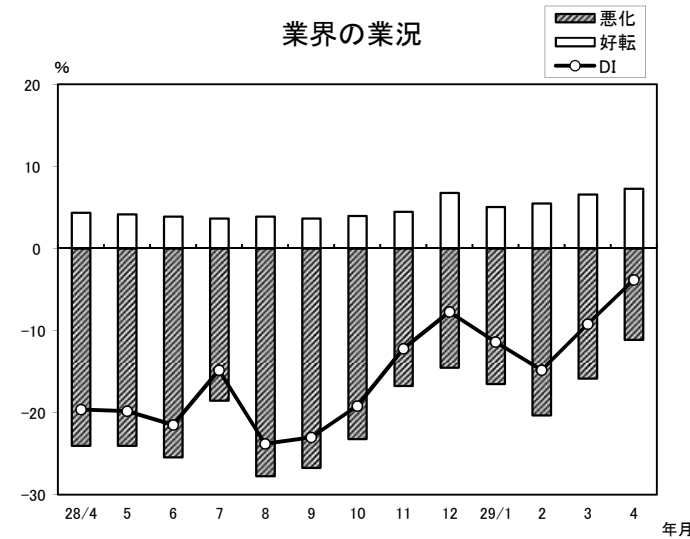
年/月	増加	減少	DI
28/4	8.5	-27.1	-18.6
5	8.1	-27.6	-19.5
6	9.9	-25.0	-15.1
7	8.8	-20.7	-11.9
8	9.0	-25.6	-16.6
9	8.1	-26.0	-17.9
10	7.2	-19.4	-12.2
11	10.1	-16.8	-6.7
12	13.4	-15.4	-2.0
29/1	8.9	-17.7	-8.8
2	7.3	-21.4	-14.1
3	11.7	-15.3	-3.6
4	11.3	-13.5	-2.2



年/月	好転	悪化	DI
28/4	1.4	-18.3	-16.9
5	2.1	-18.0	-15.9
6	1.9	-18.9	-17.0
7	3.4	-10.4	-7.0
8	2.9	-18.0	-15.1
9	2.5	-17.7	-15.2
10	2.6	-16.9	-14.3
11	2.3	-13.3	-11.0
12	3.6	-9.7	-6.1
29/1	1.9	-14.6	-12.7
2	3.7	-16.3	-12.6
3	2.3	-15.2	-12.9
4	3.7	-9.2	-5.5



年/月	好転	悪化	DI
28/4	4.7	-25.4	-20.7
5	4.0	-22.5	-18.5
6	4.0	-27.7	-23.7
7	4.3	-16.4	-12.1
8	4.7	-21.7	-17.0
9	3.4	-21.0	-17.6
10	3.6	-17.7	-14.1
11	6.1	-17.2	-11.1
12	6.7	-13.8	-7.1
29/1	3.0	-15.5	-12.5
2	4.8	-20.9	-16.1
3	4.4	-16.3	-11.9
4	6.3	-14.0	-7.7



年/月	好転	悪化	DI
28/4	4.4	-24.0	-19.6
5	4.2	-24.0	-19.8
6	3.9	-25.4	-21.5
7	3.7	-18.5	-14.8
8	3.9	-27.7	-23.8
9	3.7	-26.7	-23.0
10	4.0	-23.2	-19.2
11	4.5	-16.7	-12.2
12	6.8	-14.5	-7.7
29/1	5.1	-16.5	-11.4
2	5.5	-20.3	-14.8
3	6.6	-15.8	-9.2
4	7.3	-11.1	-3.8